

Format of holding of specified securities

Annexure - I

- 1 Name of Listed Entity : UDAY JEWELLERY INDUSTRIES LTD.
- 2 Scrip Code/Name of Scrip/Class of Security :
- 3 Share Holding Pattern Filed under: Reg. 31(1)(b) : **Quarter Ended 31/03/2018**
- 4 Declaration:

	Particulars	Yes	No
1	Whether the Listed Entity has issued any partly paid up shares		No
2	Whether the Listed Entity has issued any Convertible Securities or Warrants?	Yes	
3	Whether the Listed Entity has any shares against which depository receipt are issued?		No
4	Whether the Listed Entity has any shares in locked-in?	Yes	
5	Whether any shares held by promoters are pledge or otherwise encumbered?		No

- 5 The tabular format for disclosure of holding of specified securities is as follows:-




Table I - Summary Statement holding of specified securities

Category (I)	Category of shareholder (II)	Nos. of shareholders (III)	No. of fully paid-up equity shares held (IV)	No. of partly paid-up equity shares held (V)	No. of shares underlying Depository Receipt (VI)	Total nos. shares held (VII) = (IV)+(V)+(VI)	Shareholding as a % of total no. of shares (calculated as per SCRR, 1957) (VIII) As a % of (A+B+C2)	Number of Voting Rights held in each class of securities (IX)				No. of Shares Underlying convertible securities (Including Warrants) (X)	Shareholding as a % assuming full conversion of convertible securities (as a percentage of diluted share capital) (XI)=(VII)+(X) as a % of (A+B+C)	Number of Locked in shares (XII)		Number of Shares pledged or otherwise encumbered (XIII)		Number of equity shares held in dematerialized form (XIV)
								No. of Voting Rights			Total as a % of (A+B+C)			No. (a)	As a % of total Shares held (b)	No. (a)	As a % of total Shares held (b)	
								Class eg:x	Class eg:y	Total								
(A)	Promoter & Promoter Group	8	10981201	0	0	10981201	65.12	10981201	0	10981201	65.12	5157780	73.29	10981201	100	0	0.000	10981201
(B)	Public	661	5882919	0	0	5882919	34.88	5882919	0	5882919	34.88	0	26.71	2079200	35.34	0	0.000	5683437
(C)	Non Promoter - Non Public																	
(C1)	Shares underlying DRs																	
(C2)	Shares held by Employee Trusts																	
	TOTAL	669	16864120	0		16864120	100.000	16864120	0	16864120	100.000	5157780	100.000	13060401	77.44	0	0.000	16664638




Table II - Statement showing shareholding pattern of the Promoter and Promoter Group

(1)	Category & Name of shareholders (I)	Nos. of shareholders (III)	No. of fully paid up equity shares held (IV)	No. of partly paid-up equity shares held (V)	Nos. of shares underlying Depository Receipt (VI)	Total nos. shares held (VII) = (IV)+(V)+(VI)	Shareholding % calculated as per SCRR, 1957 As a % of (A+B+C2) (VIII)	Number of Voting Rights held in each class of securities (IX)			No. of Shares Outstanding convertible securities (including Warrants) (X)	Shareholding as a % assuming full conversion of convertible securities (as a percentage of diluted share capital) (XI) = (VII)+(X) as a % of (A+B+C)	Number of Locked in shares (XII)		Number of Shares pledged or otherwise encumbered (XIII)		Number of equity shares held in dematerialized form (XIV)	
								No. of Voting Rights					Total as a % of Total Voting rights	No. (a)	As a % of total Shares held (b)	No. (a)		As a % of total Shares held (b)
								Class x	Class y	Total								
(1)	Indian	0	0	0	0	0	0.000	0	0	0	0.000	0	0.000	0	0	0	0	0
(a)	Individuals/Hindu undivided Family	8	10981201	0	0	10981201	65.12	10981201	0	10981201	65.12	5157780	73.28	10981201	100	0	0	10981201
	RITESH KUMAR SANGHI		3727460	0	0	3727460	22.1	3727460	0	3727460	22.1	917100	21.09	3727460	100	0	0	3727460
	SANJAY KUMAR SANGHI		3790800	0	0	3790800	22.48	3790800	0	3790800	22.48	708000	20.43	3790800	100	0	0	3790800
	TEJAS SANGHI		793516	0	0	793516	4.71	793516	0	793516	4.71	326280	5.08	793516	100	0	0	793516
	UDAY SANGHI		725545	0	0	725545	4.3	725545	0	725545	4.3	290580	4.61	725545	100	0	0	725545
	PRITHA SANGHI		818120	0	0	818120	0	818120	0	818120	0	1227180	9.29	818120	0	0	0	818120
	HANUMANTHRAI SANGHI		109880	0	0	109880	0	109880	0	109880	0	164820	1.25	109880	0	0	0	109880
	SARALA SANGHI		198080	0	0	198080	0	198080	0	198080	0	297120	2.25	198080	0	0	0	198080
	BHAVNA SANGHI		817800	0	0	817800	0	817800	0	817800	0	1226700	9.28	817800	0	0	0	817800
(b)	Central Government/State Government(s)	0	0	0	0	0	0	0	0	0	0	0	0	0	0	0	0	0
(c)	Financial Institutions/Banks	0	0	0	0	0	0	0	0	0	0	0	0	0	0	0	0	0
(d)	Any Other	0	0	0	0	0	0	0	0	0	0	0	0	0	0	0	0	0
	Bodies Corporate	0	0	0	0	0	0	0	0	0	0	0	0	0	0	0	0	0
	Trusts	0	0	0	0	0	0	0	0	0	0	0	0	0	0	0	0	0
	Clearing Members	0	0	0	0	0	0	0	0	0	0	0	0	0	0	0	0	0
	Sub-Total (A)(1)	8	10981201	0	0	10981201	65.12	10981201	0	10981201	65.12	5157780	73.28	10981201	100	0	0	10981201
(2)	Foreign	0	0	0	0	0	0	0	0	0	0	0	0	0	0	0	0	0
(a)	Individuals (Non-Resident Individuals/Foreign Individuals)	0	0	0	0	0	0	0	0	0	0	0	0	0	0	0	0	0
(b)	Government	0	0	0	0	0	0	0	0	0	0	0	0	0	0	0	0	0
(c)	Institutions	0	0	0	0	0	0	0	0	0	0	0	0	0	0	0	0	0
(d)	Foreign Portfolio Investor	0	0	0	0	0	0	0	0	0	0	0	0	0	0	0	0	0
(e)	Any Other	0	0	0	0	0	0	0	0	0	0	0	0	0	0	0	0	0
	OCBs	0	0	0	0	0	0	0	0	0	0	0	0	0	0	0	0	0
	Sub-Total (A)(2)	0	0	0	0	0	0	0	0	0	0	0	0	0	0	0	0	0
	Total Shareholding of Promoter and Promoter Group (A)=(A)(1)+(A)(2)	8	10981201	0	0	10981201	65.12	10981201	0	10981201	65.12	5157780	73.28	10981201	100	0	0	10981201





Table III - Statement showing shareholding pattern of the Public shareholder

	Category & Name of shareholders (I)	Nos. of shareholders (III)	No. of fully paid-up equity shares held (IV)	No. of partly paid-up equity shares held (V)	Nos. of shares underlying Depository Receipt (VI)	Total nos. shares held (VII) = (IV)+(V)+(VI)	Shareholding % calculated as per SCRR, 1957 As a % of (A+B+C2) (VIII)	Number of Voting Rights held in each class of securities (IX)			No. of Shares Underlying Outstanding convertible securities (including Warrants) (X)	Shareholding as a % assuming full conversion of convertible securities (as a percentage of diluted share capital) (XI) = (VII)+(X) as a % of (A+B+C)	Number of Locked in shares (XII)		Number of Shares pledged or otherwise encumbered (XIII)		Number of equity shares held in dematerialized form (XIV)	
								No. of Voting Rights					Total as a % of Total Voting rights	No. (a)	As a % of total Shares held (b)	No. (a)		As a % of total Shares held (b)
								Class x	Class y	Total								
(1)	Institutions	0	0	0	0	0	0	0	0	0	0	0	0	0	0	0	0	
(a)	Mutual Funds	0	0	0	0	0	0	0	0	0	0	0	0	0	0	0	0	
(b)	Venture Capital Funds	0	0	0	0	0	0	0	0	0	0	0	0	0	0	0	0	
(c)	Alternate Investment Funds	0	0	0	0	0	0	0	0	0	0	0	0	0	0	0	0	
(d)	Foreign Venture Capital Investors	0	0	0	0	0	0	0	0	0	0	0	0	0	0	0	0	
(e)	Foreign Portfolio Investors	0	0	0	0	0	0	0	0	0	0	0	0	0	0	0	0	
(f)	Financial Institutions/Banks	0	0	0	0	0	0	0	0	0	0	0	0	0	0	0	0	
(g)	Insurance Companies	0	0	0	0	0	0	0	0	0	0	0	0	0	0	0	0	
(h)	Provident Funds/Pension Funds	0	0	0	0	0	0	0	0	0	0	0	0	0	0	0	0	
(i)	Any Other	0	0	0	0	0	0	0	0	0	0	0	0	0	0	0	0	
	Foreign Institutional Investors	0	0	0	0	0	0	0	0	0	0	0	0	0	0	0	0	
	QFI - Corporate	0	0	0	0	0	0	0	0	0	0	0	0	0	0	0	0	
	Sub-Total (B)(1)	0	0	0	0	0	0	0	0	0	0	0	0	0	0	0	0	
(2)	Central Government/State Government(s)/President of India	0	0	0	0	0	0	0	0	0	0	0	0	0	0	0	0	
	Sub-Total (B)(2)	0	0	0	0	0	0	0	0	0	0	0	0	0	0	0	0	
(3)	Non-Institutions	0	0	0	0	0	0	0	0	0	0	0	0	0	0	0	0	
(a)	Individuals	0	0	0	0	0	0	0	0	0	0	0	0	0	0	0	0	

[Handwritten Signature]



i) Individual shareholders holding nominal share capital up to Rs.2 Lakhs.	575	692488	0	0	692488	4.11	692488	0	692488	4.11	0	3.14	135000	19.49	0	0	529706
ii) Individual shareholders holding nominal share capital in excess of Rs.2 Lakhs.	38	4807708	0	0	4807708	28.51	4807708	0	4807708	28.51	0	21.83	1944200	44.44	0	0	4807708
ANISHA GUPTA		299679	0	0	299679	1.78	299679	0	299679	1.78	0	1.36	0	0	0	0	299679
DARSHAN GUPTA		360790	0	0	360790	2.14	360790	0	360790	2.14	0	1.64	0	0	0	0	360790
JASHODA DEVI		250000	0	0	250000	1.48	250000	0	250000	1.48	0	1.14	250000	0	0	0	250000
MOHIT GUPTA		300000	0	0	300000	1.78	300000	0	300000	1.78	0	1.36	0	0	0	0	300000
RADHESHYAM GUPTA		180000	0	0	180000	1.07	180000	0	180000	1.07	0	0.82	0	0	0	0	180000
RAJESH GUPTA		450000	0	0	450000	2.67	450000	0	450000	2.67	0	2.04	0	0	0	0	450000
VINAY KUMAR AGARWAL		344200	0	0	344200	2.04	344200	0	344200	2.04	0	1.56	344200	0	0	0	344200
RAJENDER KUMAR AGARWAL		200000	0	0	200000	1.19	200000	0	200000	1.19	0	0.91	0	0	0	0	200000
VINAY KUMAR HUF		300000	0	0	300000	1.78	300000	0	300000	1.78	0	1.36	0	0	0	0	300000
(b) NBFCs registered with RBI	0	0	0	0	0	0	0	0	0	0	0	0	0	0	0	0	0
(c) Employee Trusts	0	0	0	0	0	0	0	0	0	0	0	0	0	0	0	0	0
(d) Overseas Depositors (holding DRs)(balancing figure)	0	0	0	0	0	0	0	0	0	0	0	0	0	0	0	0	0
(e) Any Other	0	0	0	0	0	0	0	0	0	0	0	0	0	0	0	0	0
Bodies Corporate	34	213593	0	0	213593	1.27	213593	0	213593	1.27	0	0.97	0	0	0	0	176893
QFI - Individual	0	0	0	0	0	0	0	0	0	0	0	0	0	0	0	0	0
NRI - Repatriable	0	0	0	0	0	0	0	0	0	0	0	0	0	0	0	0	0
NRI - Non-Repatriable	3	1002	0	0	1002	0.01	1002	0	1002	0.01	0	0	0	0	0	0	1002
OCBs	0	0	0	0	0	0	0	0	0	0	0	0	0	0	0	0	0
Trusts	0	0	0	0	0	0	0	0	0	0	0	0	0	0	0	0	0
Clearing Memebers	11	168128	0	0	168128	1	168128	0	168128	1	0	0.76	0	0	0	0	168128
Sub-Total (B)(3)	661	5882919	0	0	5882919	34.88	5882919	0	5882919	34.9	0	26.71	2079200	8.3	0	0	5683437
Total Public Shareholding (B)=(B)(1)+(B)(2)+(B)(3)	661	5882919	0	0	5882919	34.88	5882919	0	5882919	34.9	1735000	26.71	2079200	8.3	0	0	5683437




Table IV - Statement showing shareholding pattern of the Non Promoter - Non Public shareholder

	Category & Name of shareholders (I)	PAN (II)	Nos. of shareholders (III)	No. of fully paid-up equity shares held (IV)	No. of partly paid-up equity shares held (V)	Nos. of shares underlying Depository Receipt (VI)	Total nos. shares held (VII) = (IV)+(V)+(VI)	Shareholding % calculated as per SCRR, 1957 As a % of (A+B+C2) (VIII)	Number of Voting Rights held in each class of securities (IX)			No. of Shares Underlying Outstanding convertible securities (Including Warrants) (X)	Shareholding as a % assuming full conversion of convertible securities (as a percentage of diluted share capital) (XI) = (VII)+(X) as a % of (A+B+C)	Number of Locked in shares (XII)		Number of Shares pledged or otherwise encumbered (XIII)		Number of equity shares held in dematerialized form (XIV)	
									No. of Voting Rights					Total as a % of Total Voting rights	No. (a)	As a % of total Shares held (b)	No. (a)		As a % of total Shares held (b)
									Class x	Class y	Total								
(1)	Custodian.DR Holder																		
(2)	Employee Benefit Trust (under SEBI (share based Employee Benefit) Regulations, 2014																		
	Total Non-Promoter - Non-Public Shareholding (C)=(C)(1)+(C)+(2)																		

Handwritten signature

