





Annexure - I

Format of holding of specified securities

- 1 Name of Listed Entity : UDAY JEWELLERY INDUSTRIES LTD.
- 2 Scrip Code/Name of Scrip/Class of Security : 18358, EQUITY
- 3 Share Holding Pattern Filed under: Reg. 31(1) (b) : Quarter Ended 31/12/2015
- 4 Declaration:

	Particulars	Yes	No
1	Whether the Listed Entity has issued any partly paid up shares		No
2	Whether the Listed Entity has issued any Convertible Securities or Warrants?		No
3	Whether the Listed Entity has any shares against which depository receipt are issued?		No
4	Whether the Listed Entity has any shares in locked-in?		No
5	Whether any shares held by promoters are pledge or otherwise encumbered?		No

Uday Jewellery Industries Limited
manufacturers • exporters • distributors

Table I - Summary Statement holding of specified securities

Category (I)	Category of shareholder (II)	Nos. of shareholders (III)	No. of fully paid-up equity shares held (IV)	No. of partly paid-up equity shares held (V)	No. of shares underlying Depository Receipt (VI)	Total nos. shares held (VII) = (IV)+(V)+(VI)	Shareholding as a % of total no. of shares (calculated as per SCRR, 1987) (VIII) As a % of (A+B+C2)	Number of Voting Rights held in each class of securities (IX)				No. of Shares Underlying convertible securities (including Warrants) (X)	Shareholding as a % assuming full conversion of convertible securities (as a percentage of diluted share capital) (XI) = (VIII)+(X) as a % of (A+B+C)	Number of Locked in shares (XII)		Number of Shares pledged or otherwise encumbered (XIII)		Number of equity shares held in dematerialized form (XIV)
								No. of Voting Rights			Total as a % of (A+B+C)			No. (a)	As a % of total Shares held (b)	No. (a)	As a % of total Shares held (b)	
								Class eq:ix	Class eq:y	Total								
(A)	Promoter & Promoter Group	2	6434860	0	0	6434860	55.043	6434860	0	6434860	55.043	0	55.043	0	0.000	0	0.000	6434860
(B)	Public	521	5255740	0	0	5255740	44.957	5255740	0	5255740	44.957	0	44.957	0	0.000	0	0.000	5051258
(C)	Non Promoter - Non Public																	
(C1)	Shares underlying DRs																	
(C2)	Shares held by Employee Trusts																	
	TOTAL	523	11690600	0		11690600	100.000	11690600	0	11690600	100.000	0	100.000	0	0.000	0	0.000	11486118




Table II - Statement showing shareholding pattern of the Promoter and Promoter Group

(1)	Category & Name of shareholders (2)	PAN (3)	Nos. of shareholders (4)	No. of fully paid-up equity shares held (5)	No. of partly paid-up equity shares held (6)	Nos. of shares underlying Depository Receipt (7)	Total nos. shares held (V) = (5)+(6)+(7)	Shareholding % calculated as per SCRR, 1987 As a % of (A+B+C) (VIV)	Number of Voting Rights held in each class of securities (8)			No. of Shares Underlying Outstanding convertible securities (including Warrants) (X)	Shareholding as a % assuming full conversion of convertible securities (as a percentage of diluted share capital) (X) = (VI)+(X) as a % of (A+B+C)	Number of Locked in shares (XII)		Number of Shares pledged or otherwise encumbered (XIII)		Number of equity shares held in dematerialized form (XIV)	
									No. of Voting Rights					Total as a % of Total Voting rights	No. (4)	As a % of total Shares held (5)	No. (4)		As a % of total Shares held (5)
									Class X	Class Y	Total								
(1)	Indian		0	0	0	0	0	0.000	0	0	0	0.000	0	0.000	0	0.000	0	0	
(a)	Individuals/Hindu undivided Family		2	6434860	0	0	6434860	55.043	6434860	0	6434860	55.043	0	0.000	0	0.000	0	6434860	
	RITESH KUMAR SANGHI		0	3116060	0	0	3116060	26.654	3116060	0	3116060	26.654	0	0.000	0	0.000	0	3116060	
	SANJAY KUMAR SANGHI		0	3318800	0	0	3318800	28.389	3318800	0	3318800	28.389	0	0.000	0	0.000	0	3318800	
	Sub-Total (A)(1)		2	6434860	0	0	6434860	55.043	6434860	0	6434860	55.043	0	0.000	0	0.000	0	6434860	
(b)	Central Government/State Government(s)		0	0	0	0	0	0.000	0	0	0	0.000	0	0.000	0	0.000	0	0	
(c)	Financial Institutions/Banks		0	0	0	0	0	0.000	0	0	0	0.000	0	0.000	0	0.000	0	0	
(d)	Any Other		0	0	0	0	0	0.000	0	0	0	0.000	0	0.000	0	0.000	0	0	
	Bodies Corporate		0	0	0	0	0	0.000	0	0	0	0.000	0	0.000	0	0.000	0	0	
	Trusts		0	0	0	0	0	0.000	0	0	0	0.000	0	0.000	0	0.000	0	0	
	Clearing Members		0	0	0	0	0	0.000	0	0	0	0.000	0	0.000	0	0.000	0	0	
	Sub-Total (A)(1)		0	0	0	0	0	0.000	0	0	0	0.000	0	0.000	0	0.000	0	0	
(2)	Foreign		0	0	0	0	0	0.000	0	0	0	0.000	0	0.000	0	0.000	0	0	
(a)	Individuals (Non-Resident Individuals/Foreign Individuals)		0	0	0	0	0	0.000	0	0	0	0.000	0	0.000	0	0.000	0	0	
(b)	Government		0	0	0	0	0	0.000	0	0	0	0.000	0	0.000	0	0.000	0	0	
(c)	Institutions		0	0	0	0	0	0.000	0	0	0	0.000	0	0.000	0	0.000	0	0	
(d)	Foreign Portfolio Investor		0	0	0	0	0	0.000	0	0	0	0.000	0	0.000	0	0.000	0	0	
(e)	Any Other		0	0	0	0	0	0.000	0	0	0	0.000	0	0.000	0	0.000	0	0	
	OCBs		0	0	0	0	0	0.000	0	0	0	0.000	0	0.000	0	0.000	0	0	
	Sub-Total (A)(2)		0	0	0	0	0	0.000	0	0	0	0.000	0	0.000	0	0.000	0	0	
	Total Shareholding of Promoter and Promoter Group (A)=(A)(1)+(A)(2)		2	6434860	0	0	6434860	55.043	6434860	0	6434860	55.043	0	0.000	0	0.000	0	6434860	


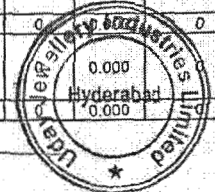


Table III - Statement showing shareholding pattern of the Public shareholder

Category & Name of shareholders (I)	PAN (II)	Nos. of shareholders (III)	No. of fully paid-up equity shares held (IV)	No. of partly paid-up equity shares held (V)	Nos. of shares underlying Depository Receipt (VI)	Total nos. shares held (VII) = (IV)+(V)+(VI)	Shareholding % calculated as per SCRR, 1957 As a % of (A+B+C2) (VIII)	Number of Voting Rights held in each class of securities (IX)			No. of Shares Underlying Outstanding convertible securities (including Warrants) (X)	Shareholding as a % assuming full conversion of convertible securities (as a percentage of diluted share capital) (XI) = (VII)+(X) as a % of (A+B+C)	Number of Locked in shares (XII)		Number of Shares pledged or otherwise encumbered		Number of equity shares held in dematerialized form (XIV)	
								No. of Voting Rights					Total as a % of Total Voting rights	No. (a)	As a % of total Shares held (b)	No. (a)		As a % of total Shares held (b)
								Class x	Class y	Total								
(1) Institutions		0	0	0	0	0	0.000	0	0	0	0.000	0	0.000	0	0.000	0	0.000	0
(a) Mutual Funds		0	0	0	0	0	0.000	0	0	0	0.000	0	0.000	0	0.000	0	0.000	0
(b) Venture Capital Funds		0	0	0	0	0	0.000	0	0	0	0.000	0	0.000	0	0.000	0	0.000	0
(c) Alternate investment Funds		0	0	0	0	0	0.000	0	0	0	0.000	0	0.000	0	0.000	0	0.000	0
(d) Foreign Venture Capital Investors		0	0	0	0	0	0.000	0	0	0	0.000	0	0.000	0	0.000	0	0.000	0
(e) Foreign Portfolio Investors		0	0	0	0	0	0.000	0	0	0	0.000	0	0.000	0	0.000	0	0.000	0
(f) Financial Institutions/Banks		0	0	0	0	0	0.000	0	0	0	0.000	0	0.000	0	0.000	0	0.000	0
(g) Insurance Companies		0	0	0	0	0	0.000	0	0	0	0.000	0	0.000	0	0.000	0	0.000	0
(h) Provident Funds/Pension Funds		0	0	0	0	0	0.000	0	0	0	0.000	0	0.000	0	0.000	0	0.000	0
(i) Any Other		0	0	0	0	0	0.000	0	0	0	0.000	0	0.000	0	0.000	0	0.000	0
Foreign Institutional investors		0	0	0	0	0	0.000	0	0	0	0.000	0	0.000	0	0.000	0	0.000	0
QFI - Corporate		0	0	0	0	0	0.000	0	0	0	0.000	0	0.000	0	0.000	0	0.000	0
Sub-Total (B)(1)		0	0	0	0	0	0.000	0	0	0	0.000	0	0.000	0	0.000	0	0.000	0
(2) Central Government/State Government(s)/President of India		0	0	0	0	0	0.000	0	0	0	0.000	0	0.000	0	0.000	0	0.000	0
Sub-Total (B)(2)		0	0	0	0	0	0.000	0	0	0	0.000	0	0.000	0	0.000	0	0.000	0
(3) Non-Institutions		0	0	0	0	0	0.000	0	0	0	0.000	0	0.000	0	0.000	0	0.000	0
(a) Individuals		0	0	0	0	0	0.000	0	0	0	0.000	0	0.000	0	0.000	0	0.000	0
i) Individual shareholders holding nominal share capital up to Rs.2 Lakhs.		470	532331	0	0	532331	4.553	532331	0	532331	4.553	0	4.553	0	0.000	0	0.000	364549
ii) Individual shareholders holding nominal share capital in excess of Rs.2 Lakhs.		8	1918829	0	0	1918829	16.413	1918829	0	1918829	16.413	0	16.413	0	0.000	0	0.000	1918829
DARSHAN GUPTA		0	360790	0	0	360790	3.086	360790	0	360790	3.086	0	3.086	0	0.000	0	0.000	360790
RAJESH GUPTA		0	450000	0	0	450000	3.849	450000	0	450000	3.849	0	3.849	0	0.000	0	0.000	450000
SANJAY GUPTA		0	450000	0	0	450000	3.849	450000	0	450000	3.849	0	3.849	0	0.000	0	0.000	450000
TANEEA SANJJOY PASARRI		0	335600	0	0	335600	2.871	335600	0	335600	2.871	0	2.871	0	0.000	0	0.000	335600
V KAMALA DEVI		0	217330	0	0	217330	1.859	217330	0	217330	1.859	0	1.859	0	0.000	0	0.000	217330
(b) NBFCs registered with RBI		0	0	0	0	0	0.000	0	0	0	0.000	0	0.000	0	0.000	0	0.000	0
(c) Employee Funds		0	0	0	0	0	0.000	0	0	0	0.000	0	0.000	0	0.000	0	0.000	0
(d) Overseas Depositors (holding DRs)(balancing figure)		0	0	0	0	0	0.000	0	0	0	0.000	0	0.000	0	0.000	0	0.000	0
(e) Any Other		0	0	0	0	0	0.000	0	0	0	0.000	0	0.000	0	0.000	0	0.000	0



[Handwritten signature]

Bodies Corporate	40	2803280	0	0	2803280	23.979	2803280	0	2803280	23.979	0	23.979	0	0.000	0	0.000	2766580
CISTRO TELELINK LIMITED	0	1200000	0	0	1200000	10.265	1200000	0	1200000	10.265	0	10.265	0	0.000	0	0.000	1200000
CLASSIC FILAMENTS LIMITED	0	1300000	0	0	1300000	11.120	1300000	0	1300000	11.120	0	11.120	0	0.000	0	0.000	1300000
QFI - Individual	0	0	0	0	0	0.000	0	0	0	0.000	0	0.000	0	0.000	0	0.000	0
NRI / OCBs	1	500	0	0	500	0.004	500	0	500	0.004	0	0.004	0	0.000	0	0.000	500
Trusts	0	0	0	0	0	0.000	0	0	0	0.000	0	0.000	0	0.000	0	0.000	0
Clearing Memembers	2	800	0	0	800	0.007	800	0	800	0.007	0	0.007	0	0.000	0	0.000	800
Sub-Total (B)(3)	521	5255740	0	0	5255740	44.957	5255740	0	5255740	44.957	0	44.957	0	0.000	0	0.000	5051258
Total Public Shareholding (B)=(B)(1)+(B)(2)+(B)(3)	521	5255740	0	0	5255740	44.957	5255740	0	5255740	44.957	0	44.957	0	0.000	0	0.000	5051258

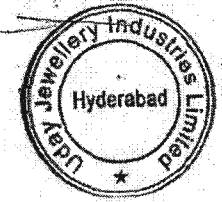


Table IV - Statement showing shareholding pattern of the Non Promoter - Non Public shareholder

	Category & Name of shareholders (I)	PAN (II)	Nos. of shareholders (III)	No. of fully paid-up equity shares held (IV)	No. of partly paid-up equity shares held (V)	Nos. of shares underlying Depository Receipt (VI)	Total nos. shares held (VII) = (IV)+(V)+(VI)	Shareholding % calculated as per SCRR, 1987 As a % of (A+B+C2) (VIII)	Number of Voting Rights held in each class of securities (IX)			No. of Shares Underlying Outstanding convertible securities (including Warrants) (X)	Shareholding as a % assuming full conversion of convertible securities (as a percentage of diluted share capital) (XI) = (VII)+(X) as a % of (A+B+C)	Number of Locked in shares (XII)		Number of Shares pledged or otherwise encumbered (XIII)		Number of equity shares held in dematerialized form (XIV)	
									No. of Voting Rights					Total as a % of Total Voting rights	No. (a)	As a % of total Shares held (b)	No. (a)		As a % of total Shares held (b)
									Class x	Class y	Total								
(1)	Custodian.DR Holder																		
(2)	Employee Benefit Trust (under SEBI (share based Employee Benefit) Regulations, 2014																		
	Total Non-Promoter - Non-Public Shareholding (C)=(1)+(2)																		

